

SUSTAINABLE TRANSPORT IN THE NEW FOREST



THE RAILWAY



9th June 2025



New Forest
Access Forum

RELEVANCE OF THE RAILWAY TO THE FORUM



- A physical barrier
- Custodian of rights of way at crossings



- Provider of sustainable transport services for access to and within the New Forest National Park

THE RAIL NETWORK – WHO DOES WHAT?

INFRASTRUCTURE MANAGER



**Property
owner**

Maintenance

**Signalling &
control**

TRAIN OPERATOR

South Western
Railway



**Passenger
train services**

**Operating
trains and
stations**

**Fares and
ticketing**



Department
for Transport

RIGHTS OF WAY



RIGHTS OF WAY

- **22 bridle crossings** within access lands:
 - 2 at grade
 - 13 over bridges
 - 7 under bridges



RAIL IS BIGGEST PROVIDER OF PUBLIC TRANSPORT SERVICES IN THE NEW FOREST

- Frequent service 7 days per week
- Southampton and Bournemouth just 15 minutes from Brockenhurst
- Direct trains to/from:
 - London
 - Weymouth
 - Birmingham
 - Manchester





Travelling In and Around Hampshire

For national and local public transport information
Telephone Traveline or visit their website

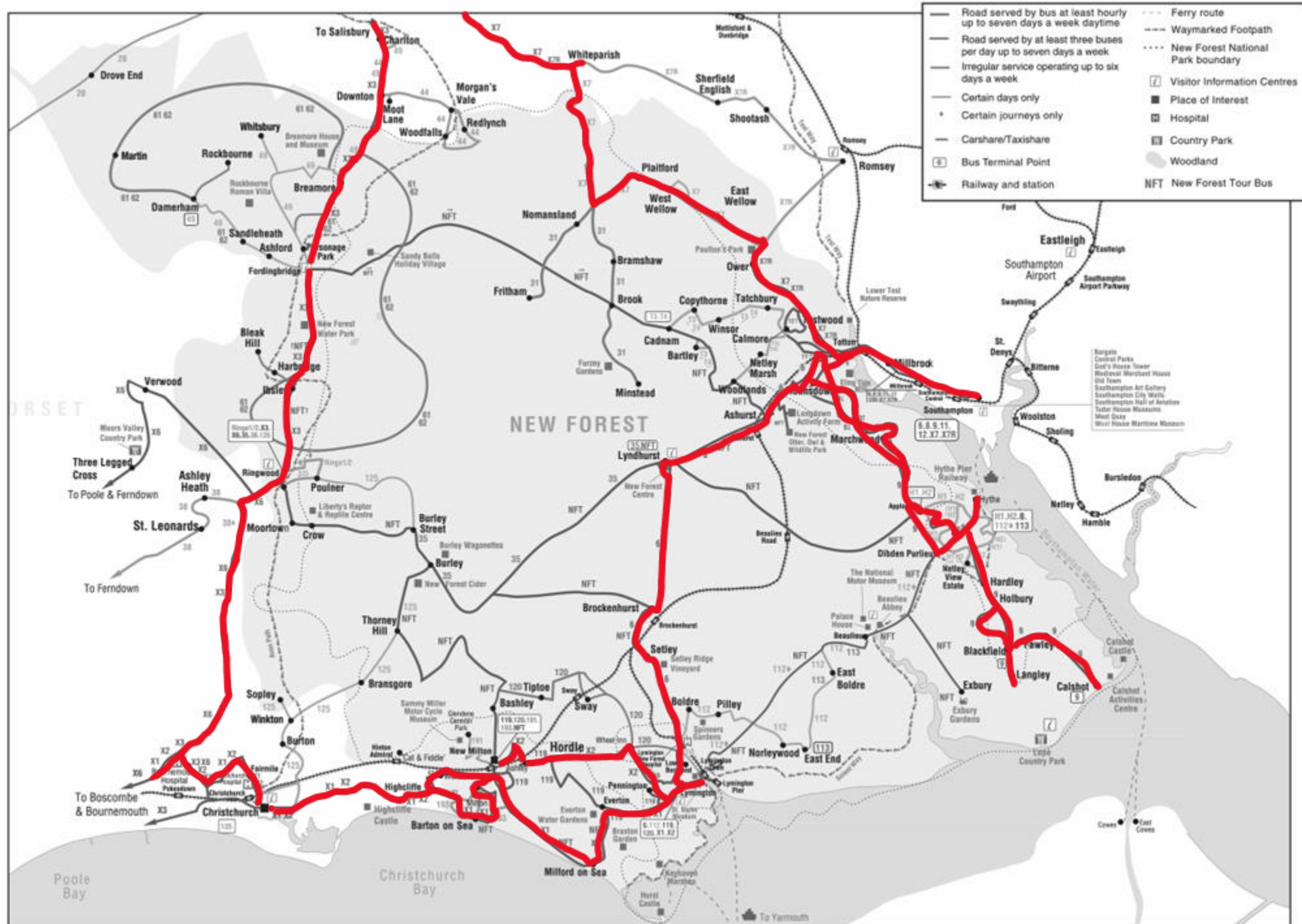
traveline
public transport info
0871 200 22 33*
traveline.com

For Hampshire Public Transport Information contact us on:-
Telephone 0300 555 1375*
Email ptenquiries@hants.gov.uk
or check out our website at hants.gov.uk/trafficandtravel

New Forest PUBLIC TRANSPORT GUIDE

Starts June 2024





HOW CAN RAIL BETTER SUPPORT SUSTAINABLE ACCESS TO AND WITHIN THE NEW FOREST?



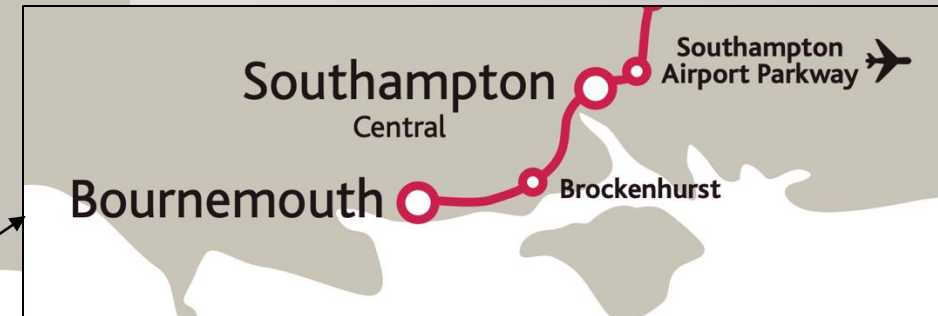
PROMOTE INTRA-NEW FOREST RAIL JOURNEYS



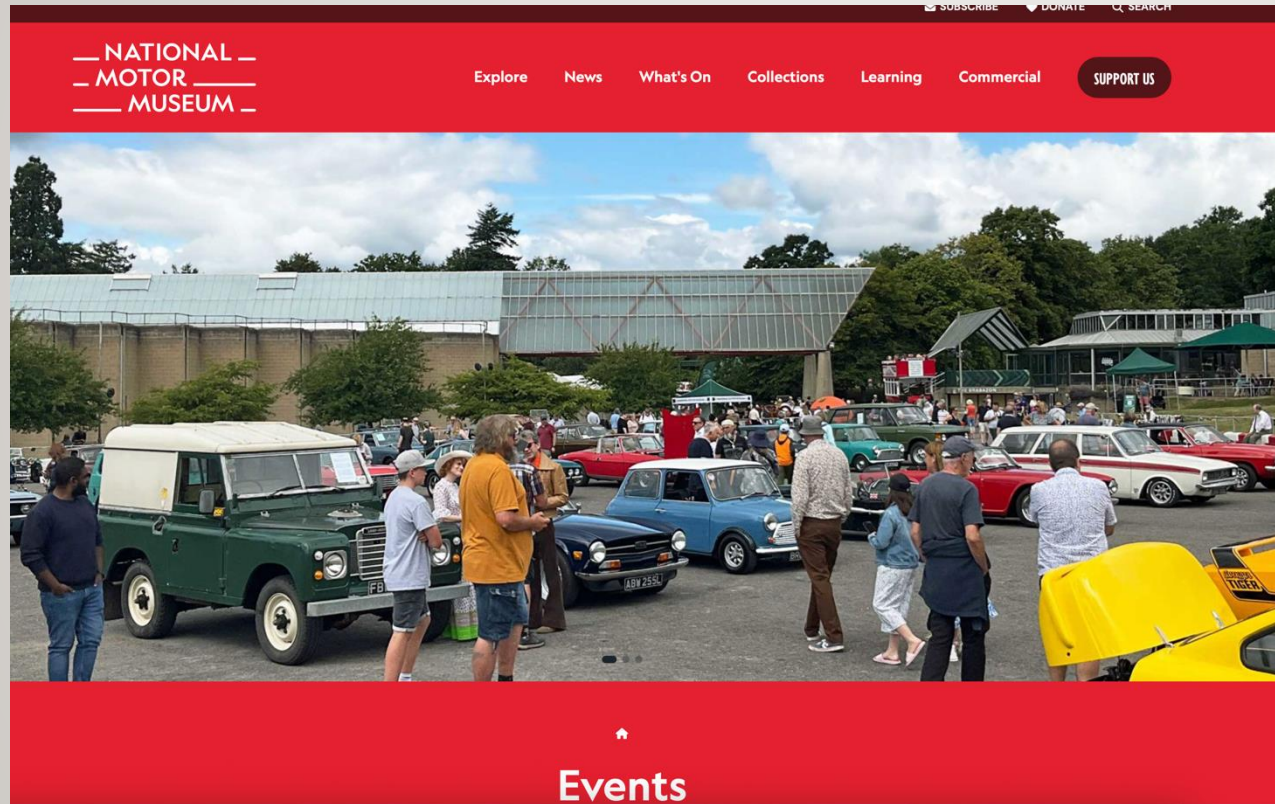
INTEGRATED PUBLIC TRANSPORT INFORMATION



MORE CROSSCOUNTRY SERVICES TO CALL AT BROCKENHURST



ACCESS TO EVENTS AT BEAULIEU AND NATIONAL MOTOR MUSEUM



MODAL INTEGRATION (RAIL/BUS, RAIL/TAXI, WALKING, CYCLING)



PASSENGER RAIL SERVICE OVER THE FAWLEY BRANCH TO HYTHE?



THANK YOU!